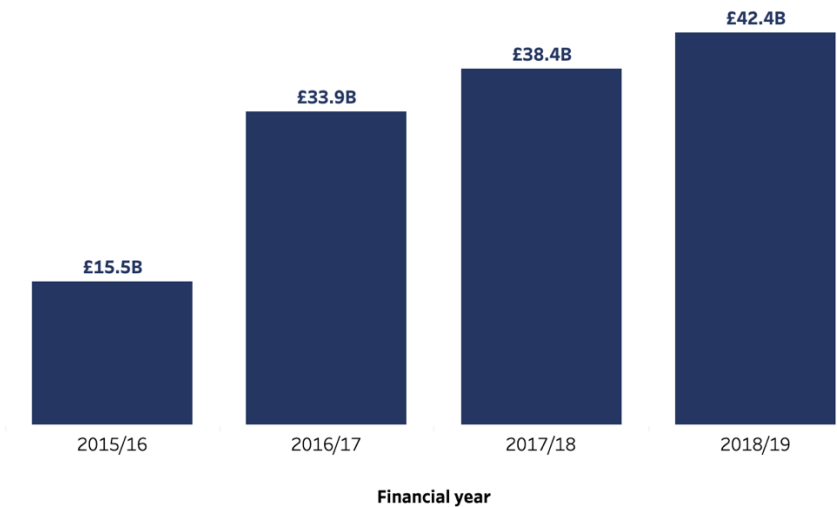


© Ipsos | Issues Index | September 2024 | Public

21

Source: IPSOS, 2024, <https://www.ipsos.com/en-uk/immigration-remains-biggest-issue-facing-britain>

Migrants’ net contributions to the tax and benefits system, by citizenship, 2015/16 to 2018/19
Given by the sum of tax payments and National Insurance contributions minus payments received for tax credits and child benefits

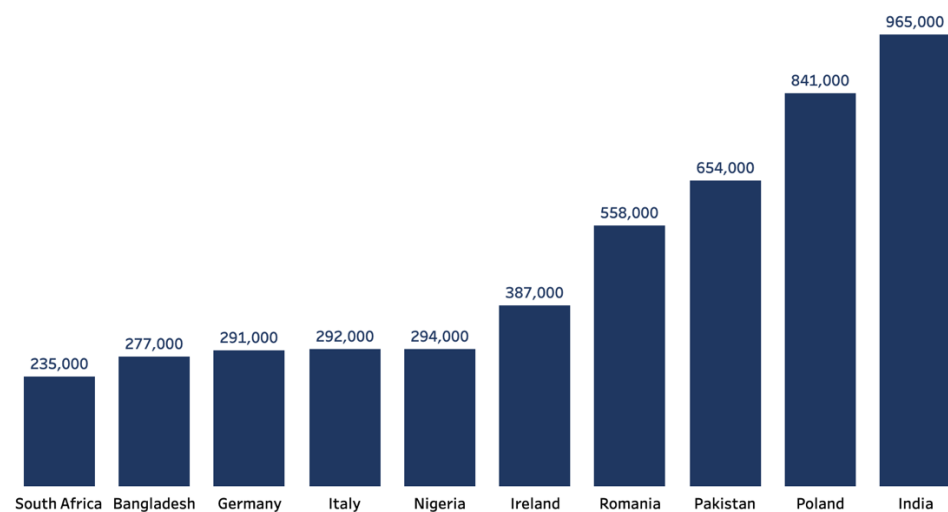


Source: Migration Observatory 2024, “Migrants' net contributions to the tax and benefits system, by citizenship, 2015/16 to 2018/19”

UK Immigration – Figures & Tables

Top countries of origin for migrants in the UK

By country of birth, Census 2021/22



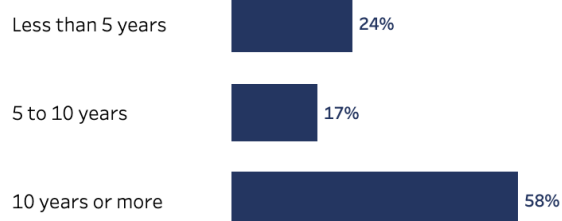
Source: Migration Observatory analysis of England & Wales Census 2021, Northern Ireland Census 2021, and Scotland Census 2022.



Demographic characteristics of foreign-born and UK-born residents

England and Wales Census 2021

Length of residence



English: cannot speak well



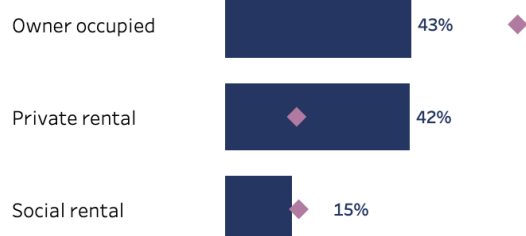
Health: fair or poor



Deprivation: multiple dimensions



Housing tenure



Education: degree or higher



Dependent children in household



Ethnic minority

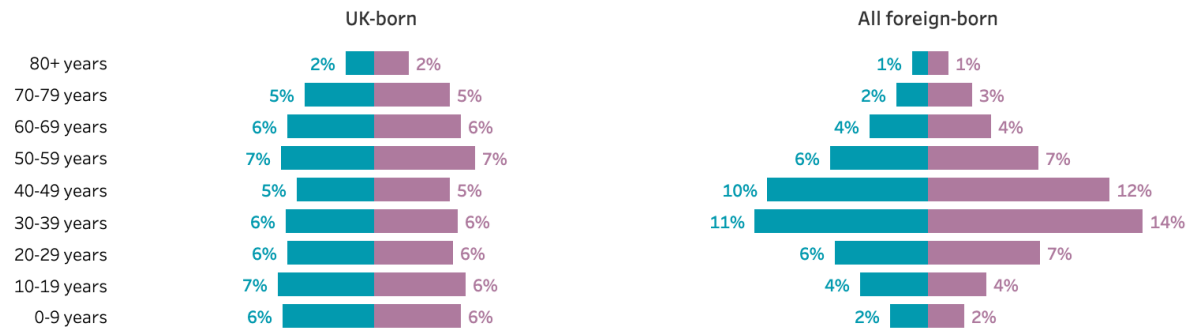


Source: Migration Observatory analysis of England and Wales Census 2021.

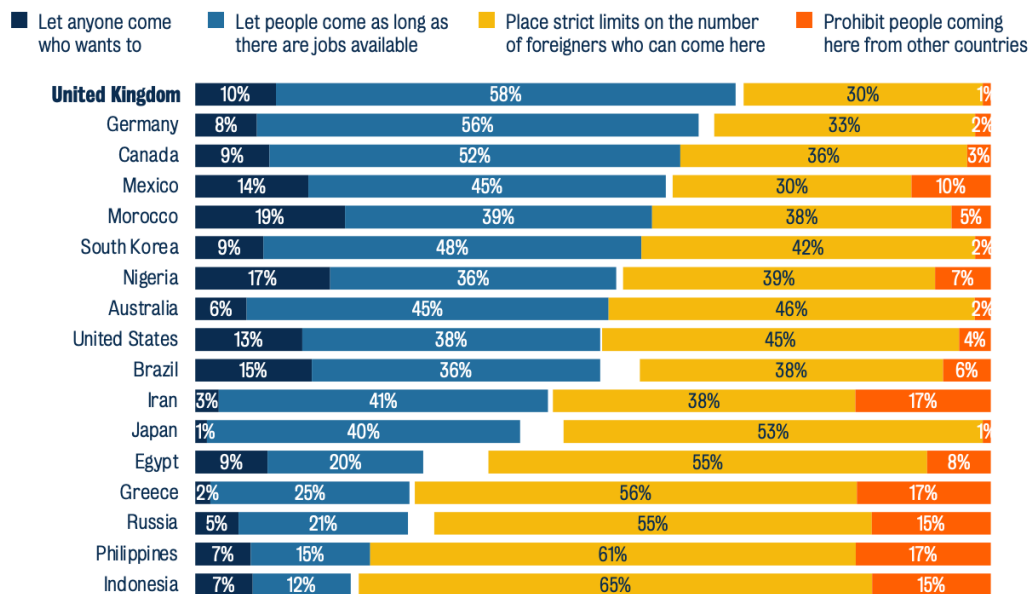


Age and sex distribution of the UK population

Male and female, by country of birth, Census 2021/22

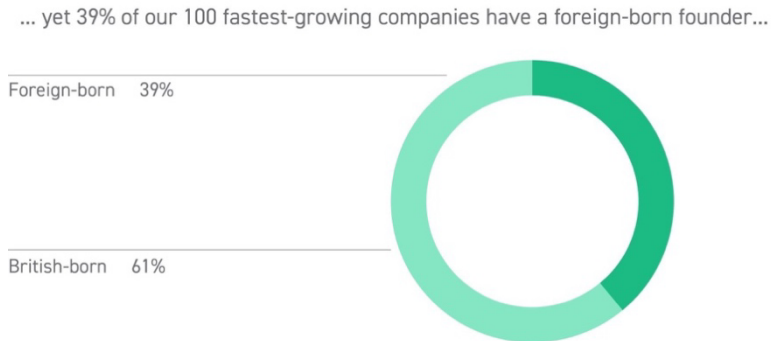
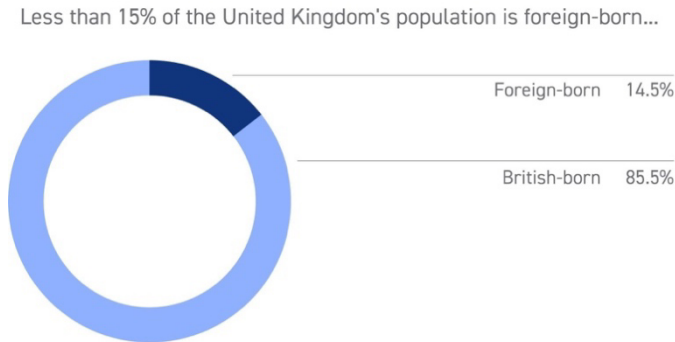


How about people from other countries coming here to work. Which one of the following do you think the government should do?



Source: Kings College London, February 2023, UK attitudes to immigration: how the public became more positive, [<https://www.kcl.ac.uk/policy-institute/assets/uk-attitudes-to-immigration-1018742pub01-115.pdf>]

UK Immigration – Figures & Tables



Source: Tenentrepreneurs.org, 2024, Immigrant Founders,
<https://www.tenentrepreneurs.org/immigrant-founders-about-1>